

# TM 9-890

WAR DEPARTMENT TECHNICAL MANUAL

---

## SEMITRAILER, 5-TON PAYLOAD, 8-TON GROSS, 2-WHEEL (2dt) STAKE AND PLATFORM, 1944 (Trailer Co. of America, Truck Eng. Corp., Olson Mfg. Co.)

REGRADED UNCLASS ORDER.  
SEP 1949 J.135  
1949

**RESTRICTED** DISSEMINATION OF RESTRICTED MATTER  
The information contained in restricted documents has the essential characteristics of restricted material and may be given to any person known to be in the service of the United States and to persons of undoubted loyalty and discretion who are cooperating in Government work, but will not be communicated to the public or to the press except by authorized military public relations agencies. (See also paragraph 236, AR 380-5, 15 March 1944.)



*WAR DEPARTMENT TECHNICAL MANUAL*

*TM 9-890*

---

SEMITRAILER,  
5-TON PAYLOAD, 8-TON GROSS,  
2-WHEEL (2dt) STAKE AND  
PLATFORM, 1944  
(Trailer Co. of America, Truck Eng.  
Corp., Olson Mfg. Co.)



*WAR DEPARTMENT*



*12 JULY 1944*

---

**RESTRICTED DISSEMINATION OF RESTRICTED MATTER—**

The information contained in restricted documents and the essential characteristics of restricted material may be given to any person known to be in the service of the United States and to persons of undoubted loyalty and discretion who are cooperating in Government work, but will not be communicated to the public or to the press except by authorized military public relations agencies. (See also paragraph 23*b*, AR 380-5, 15 March 1944.)

---

WAR DEPARTMENT  
Washington 25, D. C., 12 July 1944.

TM 9-890, Semitrailer, 5-ton Payload, 8-ton Gross, 2-wheel (2dt) Stake and Platform, 1944, is published for the information and guidance of all concerned.

[ A.G. 300.7 (10 Jan 44)  
O.O.M. 461/Raritan Ars. (20 Jul 44) R ]

BY ORDER OF THE SECRETARY OF WAR:

G. C. MARSHALL,  
*Chief of Staff.*

OFFICIAL:

J. A. ULIO,  
*Major General,*  
*The Adjutant General.*

DISTRIBUTION: X.

(For explanation of symbols, see FM 21-6.)

# CONTENTS

---

## PART ONE — GENERAL

SECTION		Paragraphs	Pages
	I. Introduction .....	1- 2	1- 5
	II. Description and tabulated data..	3- 4	5- 7
	III. Tools, parts and accessories.....	5- 6	7- 8

## PART TWO — OPERATING INSTRUCTIONS

SECTION	IV. Vehicle controls .....	7- 14	9- 15
---------	----------------------------	-------	-------

## PART THREE — ORGANIZATIONAL MAINTENANCE INSTRUCTIONS

SECTION	V. Lubrication .....	15- 16	16- 20
	VI. First echelon preventive main- tenance service .....	17- 21	20- 27
	VII. Second echelon preventive maintenance .....	22	28- 38
	VIII. Trouble shooting .....	23- 32	38- 45
	IX. Frame and upper fifth wheel....	33- 34	46
	X. Suspension .....	35- 41	47- 54
	XI. Axle, wheels, hubs, bearings, tires, and tubes.....	42- 49	55- 62
	XII. Brake mechanism .....	50- 53	62- 67
	XIII. Air brake power system.....	54- 68	67- 85
	XIV. Foot brake .....	69- 72	85- 87
	XV. Landing gear .....	73- 75	87- 93
	XVI. Lights and wiring.....	76- 78	93- 99
	XVII. Body .....	79- 82	99-102

## PART FOUR — ORDNANCE MAINTENANCE INSTRUCTIONS

SECTION	XVIII. Introduction .....	83	103
	XIX. Frame and upper fifth wheel....	84- 88	103-105
	XX. Springs .....	89- 92	105-108

# CONTENTS – Contd.

---

## PART FOUR — ORDNANCE MAINTENANCE INSTRUCTIONS (Contd.)

	Paragraphs	Pages
XXI. Brake spider, drum, shoes, and lining .....	93– 96	108–110
XXII. Body .....	97– 99	110–114

## APPENDIX

SECTION XXIII. Shipment and limited storage....	100–102	114–118
XXIV. References .....	103–105	119–120
INDEX .....		121–125

# RESTRICTED

## PART ONE – GENERAL

---

### Section I

### INTRODUCTION

#### 1. SCOPE.\*

a. This technical manual is published for the information and guidance of the personnel to whom this equipment is assigned. This manual contains information on the operation and maintenance of the 5-ton payload, 8-ton gross, 2-wheel, stake and platform 1944 semitrailer, as well as description of the major units and their functions, in relation to the other components of this equipment.

b. This manual is arranged in four parts:

(1) Part One; General, contains description and data. It also contains the tools and equipment stowage list for the vehicle, and a list of special tools necessary for proper maintenance of the vehicle.

(2) Part Two; Operating Instructions, contains instructions for the operation of the vehicle.

(3) Part Three; Organizational Maintenance Instructions, contains information necessary for the performance of the scheduled lubrication and preventive maintenance services, and instructions for maintenance operations, which are the responsibility of the using organizations (1st and 2nd echelon).

(4) Part Four, Ordnance Maintenance Instructions, contains information for the guidance of the third and fourth echelons of maintenance.

c. Instructions for shipment and limited storage, and a list of references which include standard nomenclature lists, technical manuals, and other ordnance publications pertinent to the vehicle are contained in the appendix.

#### 2. RECORDS.

a. The forms and records applicable for use by the using personnel in performing prescribed operations are listed below with brief explanations of each.


(1) W.D., A.G.O. FORM NO. 6, DUTY ROSTER. This form, slightly modified, will be used for scheduling, and maintaining a record of, vehicle maintenance operations. It may be used for lubrication records.

---

\*To provide operating instructions with the materiel, this technical manual has been published in advance of complete technical review. Any errors or omissions will be corrected by changes or, if extensive, by an early revision.

**TM 9-890**  
**2**


**SEMITRAILER, 5-TON PAYLOAD, 8-TON GROSS, 2-WHEEL (2dI) STAKE AND PLATFORM, 1944**  
**(Trailer Co. of America, Truck Eng. Corp., Olson Mfg. Co.)**



**Figure 1 — Semitrailer, Stake and Platform — Right Front View**




## INTRODUCTION



**Figure 2 — Semitrailer, Stake and Platform — Left Rear View**

**TM 9-890**  
**2**

**SEMITRAILER, 5-TON PAYLOAD, 8-TON GROSS, 2-WHEEL (2df) STAKE AND PLATFORM, 1944**  
**(Trailer Co. of America, Truck Eng. Corp., Olson Mfg. Co.)**



**Figure 3 — Semitrailer, Stake and Platform — Top View**